

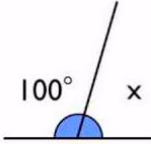

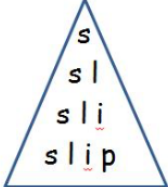
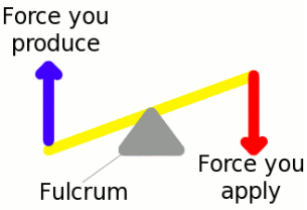
Keeping Busy at Home – Miss Bailey & Mrs Clayton

Hello everyone!

Please see these activities that you can keep busy with this week. We would love to know how you get on so don't forget you can Tweet us @VHAMissBailey and @vhmrsclayton.

Online Activities		
Activity	Where to find it	Helpful tips
Maths Investigating and explaining cubed numbers	https://classroom.thenational.academy/subjects-by-year/year-5/subjects/maths Click on the topic 'Volume' and complete lesson 2 .	Rewind the clip if you need to listen to any learning again.
English Setting Description	https://classroom.thenational.academy/subjects-by-year/year-5/subjects/english	Try to complete all 5 lessons by doing one each day.
Reading - Inference Scroll down the picture called 'Memories' and answer the 8 inference questions below it.	https://www.onceuponapicture.co.uk/the-collections/the-inference-collection/	You will need a pen and paper.
Geography Learn about The Lake District and what it is like.	https://www.bbc.co.uk/bitesize/articles/z6jqcmn	Make notes while you watch the video.
Computing Have a go at making your own paint program using Scratch.	https://projects.raspberrypi.org/en/projects/paint-box <i>You will need to follow the link to Scratch online to create your program.</i>	This project will work best on a laptop or tablet.

Keeping Busy at Home – Miss Bailey & Mrs Clayton

Non-Screen Activities																					
Activity	Helpful tips																				
<p>Maths – Angles on a straight line Angles on a straight line equal 180°. What needs to be added to these measures to make 180°?</p> <table border="0"> <tr> <td>65°, ?</td> <td>110°, ?</td> <td>100°, ?</td> <td>40°, ?</td> </tr> <tr> <td>15°, ?</td> <td>35°, ?</td> <td>80°, ?</td> <td>25°, ?</td> </tr> <tr> <td>105°, ?</td> <td>140°, ?</td> <td>95°, ?</td> <td>55°, ?</td> </tr> <tr> <td>145°, ?</td> <td>155°, ?</td> <td>20°, ?</td> <td>160°, ?</td> </tr> <tr> <td>85°, ?</td> <td>125°, ?</td> <td>135°, ?</td> <td>70°, ?</td> </tr> </table>	65°, ?	110°, ?	100°, ?	40°, ?	15°, ?	35°, ?	80°, ?	25°, ?	105°, ?	140°, ?	95°, ?	55°, ?	145°, ?	155°, ?	20°, ?	160°, ?	85°, ?	125°, ?	135°, ?	70°, ?	 <p>Angles on a straight line add up to 180°</p> <p>It might help to use subtraction here e.g. $180 - 65 = 115^\circ$</p>
65°, ?	110°, ?	100°, ?	40°, ?																		
15°, ?	35°, ?	80°, ?	25°, ?																		
105°, ?	140°, ?	95°, ?	55°, ?																		
145°, ?	155°, ?	20°, ?	160°, ?																		
85°, ?	125°, ?	135°, ?	70°, ?																		
<p>English - Grammar</p> <p>Have a go at writing some repeated adjective sentences to go with this image.</p> <p>Remember to use a comma in the middle of your sentence.</p> 	<p>E.g. He was a <u>tired</u> old man, <u>tired</u> of walking.</p>																				
<p>English – Spelling Complete pyramid spelling for the following Y5/6 words:</p> <p>yacht, vehicle, queue, immediately, environment, muscle, rhythm, soldier, necessary, recognise.</p> <p>Then get someone in your household to test you.</p>																					
<p>DT</p> <p>In Autumn, we learnt about different mechanisms in DT. One of these was a lever (pictured). Using household items and recycling, see if you can make a lever mechanism at home. Focus on the rigidity and strength of your mechanism.</p>																					
<p>PSHE/Wellbeing</p> <p>Complete some mindfulness colouring. Draw a squiggly line pattern and then take the time to carefully colour in all of the sections. Play some relaxing music as you colour.</p>	